

Scaled data based on original data using
LM-79-08 Approved Method: Electrical and Photometric Measurements of Solid-
State Lighting Products

Test Report Prepared for
Cooper Lighting Solutions
(formerly Eaton)

Brand: McGRAW-EDISON

Report Number: P385433

Luminaire Tested: **GWC-SA1A-727-U-SL2**

Issue Date: 3/3/2020

Test Information

Test Method: LM-79-08
Report Number: P385433
TEST IS SCALED FROM IESNA LM-79-08 TEST DATA (G2-1903-205-20)
Test Lab: INNOVATION CENTER
Issue Date: 3/3/2020
Manufacturer: COOPER LIGHTING SOLUTIONS (FORMERLY EATON)
Product Line: MCGRAW-EDISON
Catalog Number: GWC-SA1A-727-U-SL2
Description: GALLEON WALL LUMINAIRE
(1) 70 CRI, 2700K, 615mA LIGHTSQUARE WITH 16 LEDS AND TYPE II SPILL LIGHT
ELIMINATOR OPTICS
Light Source: -
Ballast/Driver: ELECTRONIC DRIVER

Summary

Lumens per Lamp: N/A
Luminaire Lumens: 4076 lumens
Efficiency: N/A
Efficacy: 119.9 lumens/watt
Luminous Opening: Rectangular (W 0.5' x L: 0.5' x H: 0')
IES Classification: Type III - Medium
BUG Rating: B1 - U0 - G2

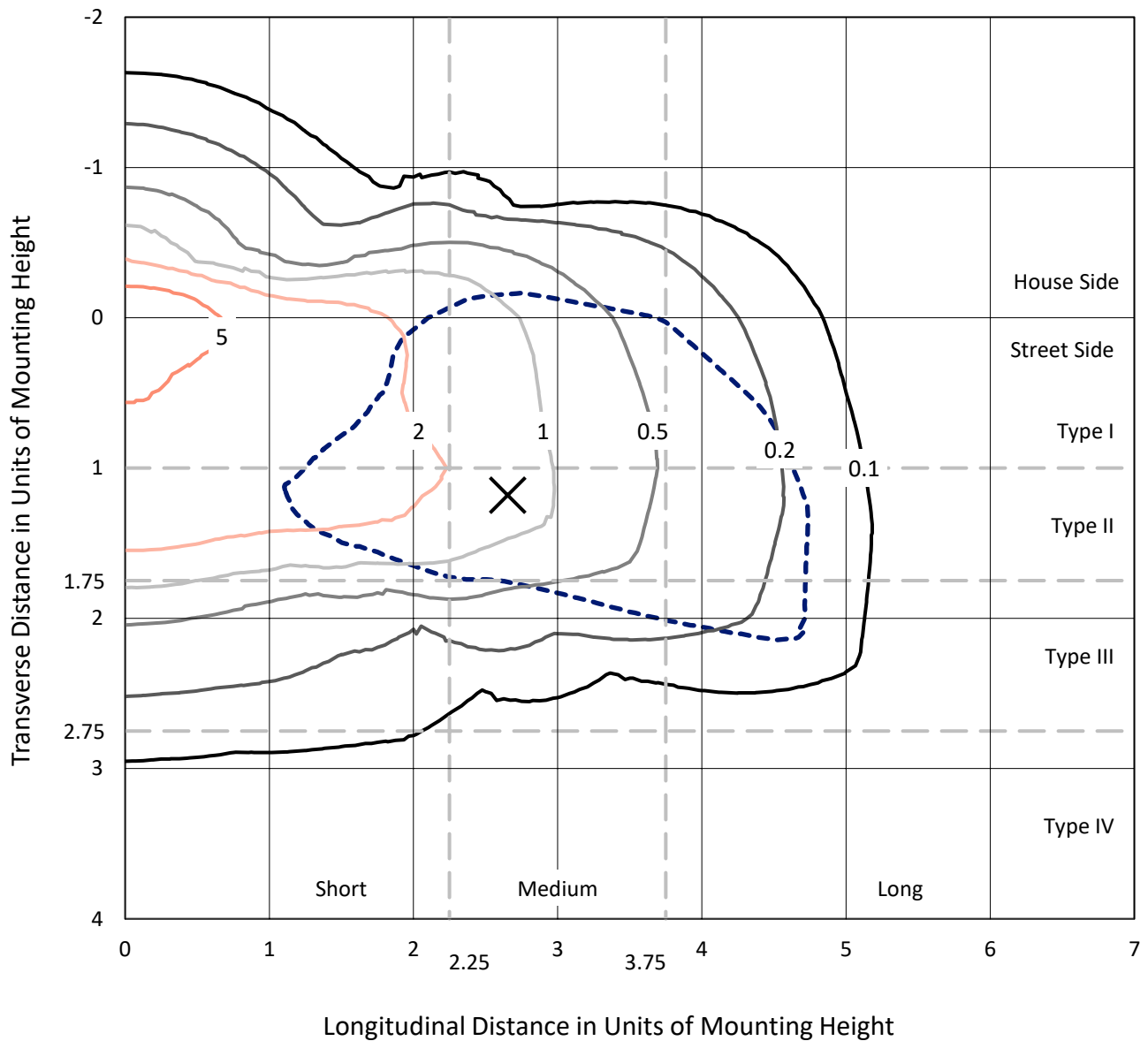
Input Watts (W): 34
Input Voltage (V): NR
Input Current (Ain): NR
Voltage Rise (V): NR
Power Factor: NR
Total Harmonic Distortion (THDi): NR
Frequency (hertz): 60
Stabilization Time: NR
Operation Time: NR
Ambient Temperature (°C): NR
Test Distance: 24 FT



REPORT NUMBER: P385433
 CATALOG NUMBER: GWC-SA1A-727-U-SL2

Iso-Footcandle Lines of Horizontal Illumination

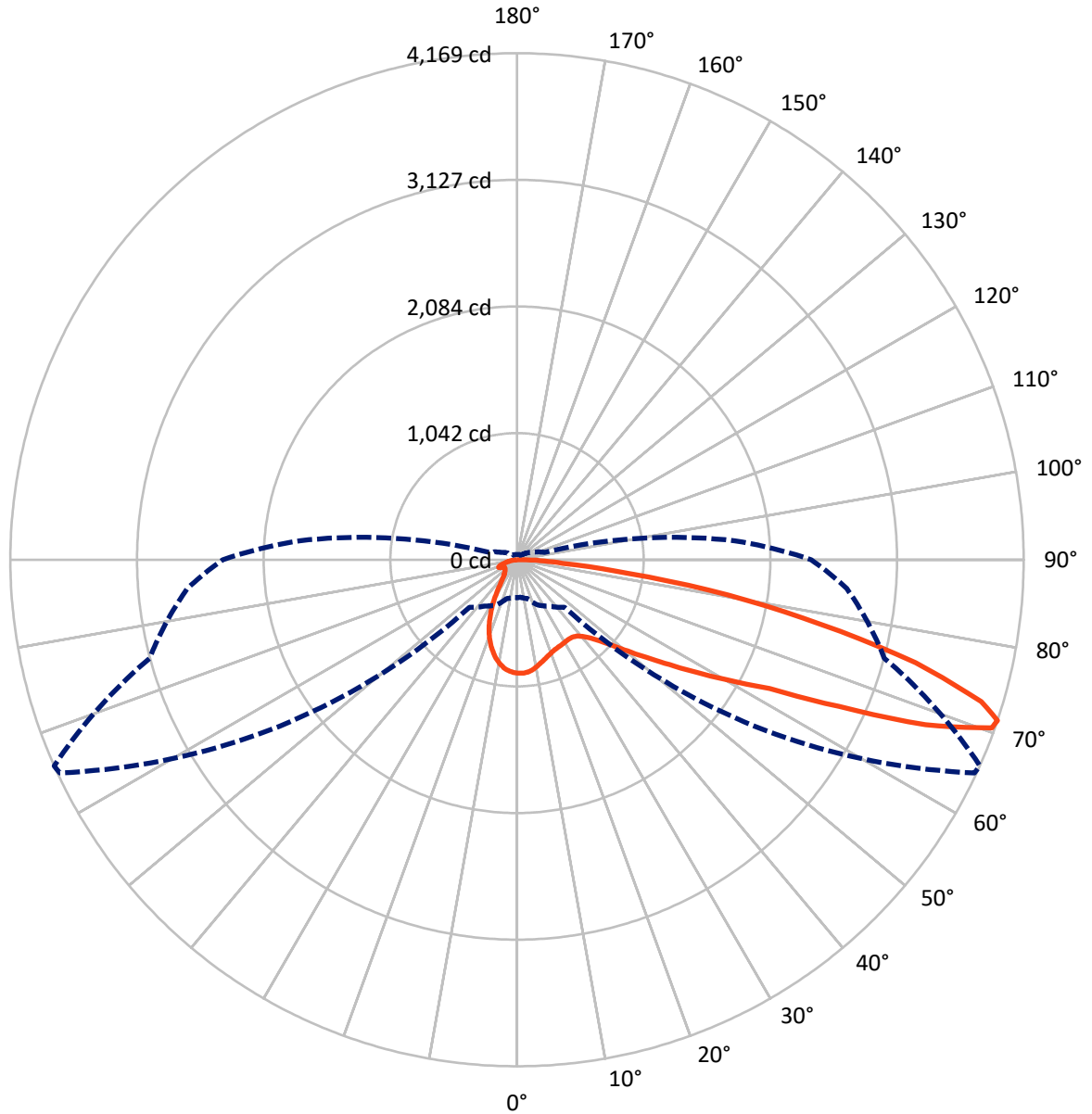
× Max cd
 - - - 1/2 Max cd



Based on 10 foot mounting height. Maximum calculated value = 9.3 fc
 Type III - Medium - N/A

REPORT NUMBER: P385433
CATALOG NUMBER: GWC-SA1A-727-U-SL2

Luminous Intensity Polar Plot



— Vertical Plane Through 66-Deg Lateral - - - Horizontal Cone Through 71-Deg Vertical

REPORT NUMBER: P385433

CATALOG NUMBER: GWC-SA1A-727-U-SL2

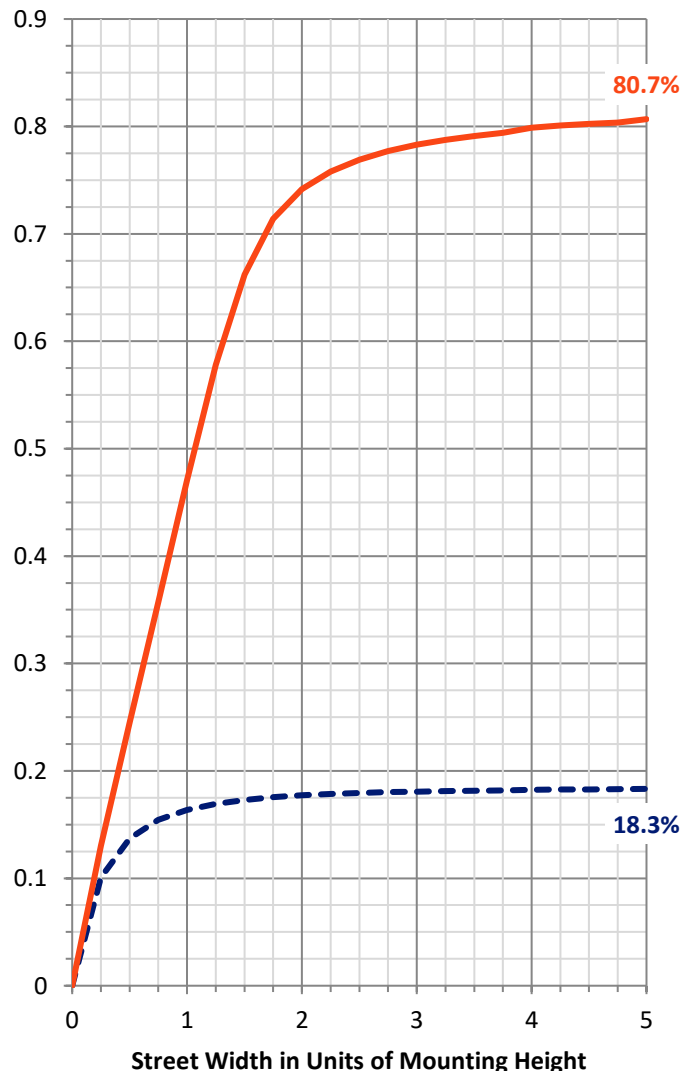
FLUX DISTRIBUTION:

		Downward	Upward	Total
House Side	Lumens	755.4	0.0	755.4
	% Fixture	18.5	0.0	18.5
Street Side	Lumens	3320.6	0.0	3320.6
	% Fixture	81.5	0.0	81.5
Total	Lumens	4076.0	0.0	4076.0
	% Fixture	100.0	0.0	100.0

Coefficient of Utilization

ZONAL LUMENS:

Zone	Lumens	% Fixture
0°-10°	82.2	2.0
10°-20°	197.1	4.8
20°-30°	264.8	6.5
30°-40°	348.3	8.5
40°-50°	506.7	12.4
50°-60°	791.6	19.4
60°-70°	991.6	24.3
70°-80°	756.4	18.6
80°-90°	137.3	3.4
90°-100°	0.0	0.0
100°-110°	0.0	0.0
110°-120°	0.0	0.0
120°-130°	0.0	0.0
130°-140°	0.0	0.0
140°-150°	0.0	0.0
150°-160°	0.0	0.0
160°-170°	0.0	0.0
170°-180°	0.0	0.0
0°-90°	4076.0	100.0
0°-180°	4076.0	100.0



REPORT NUMBER: P385433

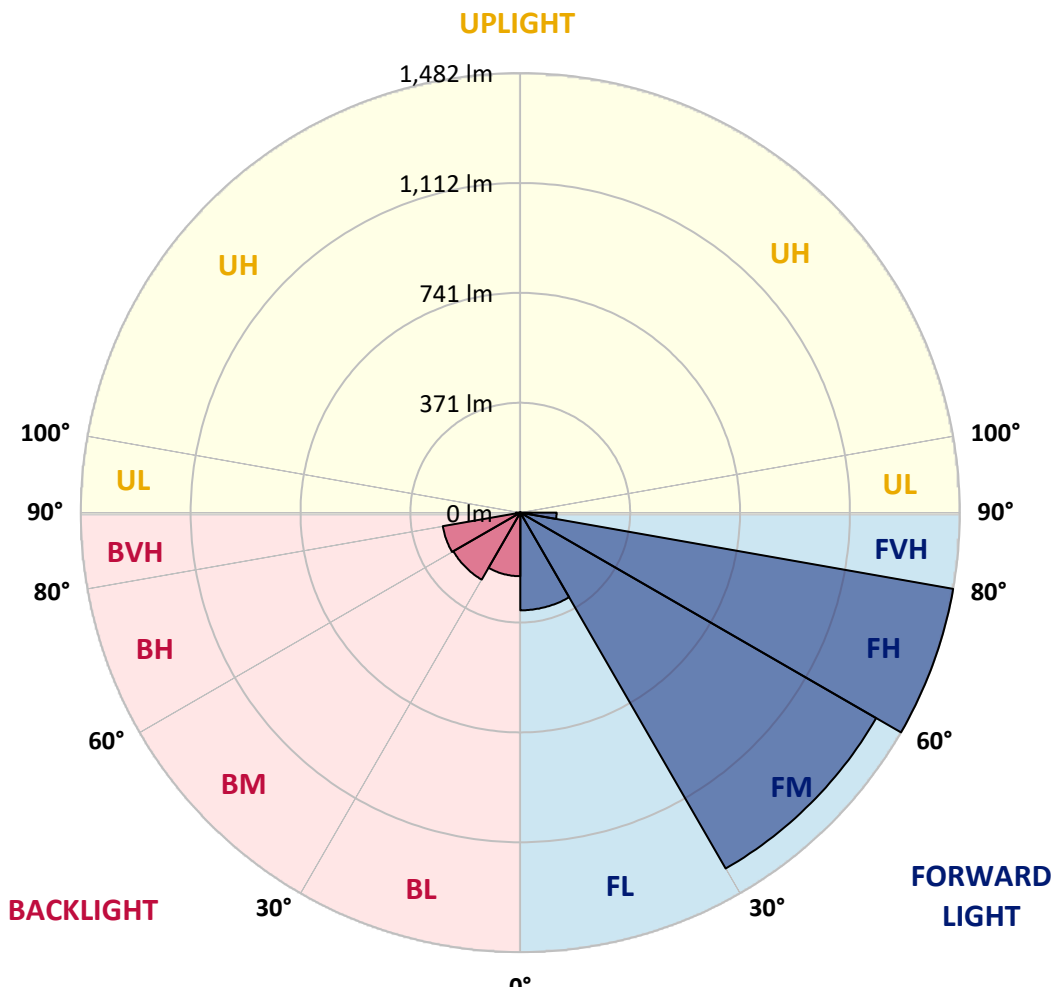
CATALOG NUMBER: GWC-SA1A-727-U-SL2

LUMINAIRE CLASSIFICATION SYSTEM LUMEN TABLE AND BUG RATING:

Zone	Lumens	% Fixture	Zone Rating/Lumen Limit		
			B	U	G
FL (0°-30°)	329.6	8.1			
FM (30°-60°)	1386.0	34.0			
FH (60°-80°)	1482.5	36.4			G1/1800
FVH (80°-90°)	122.5	3.0			G2/225
BL (0°-30°)	214.5	5.3	B1/500		
BM (30°-60°)	260.6	6.4	B1/1000		
BH (60°-80°)	265.4	6.5	B1/500		G1/500
BVH (80°-90°)	14.9	0.4			G1/100
UL (90°-100°)	0.0	0.0		U0/0	
UH (100°-180°)	0.0	0.0		U0/0	

BUG Rating: B1-U0-G2

Type III Medium





REPORT NUMBER: P385433
 CATALOG NUMBER: GWC-SA1A-727-U-SL2

CANDELA DISTRIBUTION (FULL):

	0°	5°	15°	25°	35°	45°	55°	65°	66°	75°	85°
0°	933.7	933.7	933.7	933.7	933.7	933.7	933.7	933.7	933.7	933.7	933.7
2.5°	916.4	915.0	919.2	923.6	925.3	928.1	932.3	934.7	934.6	935.0	933.6
5°	855.6	853.8	862.2	869.1	882.4	897.3	915.4	928.4	928.7	936.0	938.0
7.5°	798.1	796.8	806.5	817.6	833.0	855.8	885.2	913.0	914.7	934.6	941.5
10°	751.9	751.6	761.1	773.2	791.0	816.5	850.3	891.1	893.6	927.8	942.0
12.5°	715.9	716.4	724.6	738.4	757.3	783.9	820.4	866.5	870.5	917.1	938.8
15°	689.3	691.5	698.2	712.1	730.7	757.7	795.3	843.7	849.9	905.2	937.0
17.5°	674.1	676.6	681.3	692.8	710.3	736.3	771.9	824.9	830.6	896.0	937.1
20°	669.6	671.7	674.4	681.4	696.2	719.8	753.5	808.1	814.1	888.7	938.5
22.5°	678.5	680.0	680.3	679.7	688.7	708.0	740.1	795.7	802.2	883.9	939.5
25°	697.4	699.6	698.0	692.8	689.9	701.7	733.2	787.5	794.0	880.4	937.5
27.5°	726.0	726.3	725.0	718.3	704.3	702.4	731.1	782.7	788.9	876.3	933.5
30°	764.9	766.7	764.4	755.3	732.5	713.6	733.6	778.1	783.7	871.1	926.8
32.5°	810.3	814.8	814.7	805.1	772.5	738.8	744.0	775.3	779.6	865.6	918.8
35°	857.5	863.6	875.2	871.1	830.7	778.7	764.0	779.8	782.7	864.9	913.2
37.5°	906.4	912.6	936.4	947.4	900.1	835.6	795.5	795.7	797.1	873.5	912.8
40°	957.7	964.3	1000.0	1028.6	990.0	907.8	846.3	828.9	827.3	894.6	921.1
42.5°	1029.4	1035.3	1078.3	1114.7	1089.8	1000.3	916.6	880.1	876.9	936.0	947.7
45°	1120.2	1125.3	1170.9	1209.8	1197.0	1105.8	1004.8	950.6	950.1	1004.9	1001.6
47.5°	1228.1	1232.1	1273.0	1310.7	1315.4	1227.3	1115.7	1059.4	1050.3	1099.5	1085.0
50°	1340.6	1344.9	1372.8	1413.3	1447.8	1389.8	1258.4	1192.7	1180.4	1224.3	1203.2
52.5°	1415.0	1420.8	1445.0	1496.4	1596.7	1568.0	1427.1	1354.2	1335.7	1375.6	1359.4
55°	1381.8	1394.8	1431.8	1514.1	1715.8	1840.2	1635.3	1542.7	1521.7	1554.9	1545.3
57.5°	1230.8	1248.5	1299.1	1426.1	1732.5	2080.0	1949.9	1764.6	1749.8	1740.2	1744.6
60°	954.8	971.9	1034.5	1200.1	1615.8	2255.0	2423.5	2038.2	2016.8	1926.3	1930.2
62.5°	675.8	667.2	710.1	831.3	1313.0	2275.6	2962.3	2404.1	2333.7	2122.7	2105.4
65°	515.3	513.4	532.7	571.2	795.3	2029.7	3283.3	3019.0	2909.1	2353.8	2313.0
67.5°	423.5	419.9	438.9	495.1	512.1	1309.5	3290.4	3732.5	3624.6	2641.5	2553.1
70°	348.2	344.2	362.0	434.4	473.3	664.1	2769.3	4150.4	4144.6	3005.7	2734.4
71°	312.1	309.3	330.6	411.1	465.0	553.5	2391.0	4151.5	4168.8	3129.0	2723.7
72.5°	254.2	255.1	277.7	365.9	458.8	488.7	1757.3	3958.0	3994.6	3246.5	2626.4
75°	168.9	169.7	199.3	281.5	444.8	478.2	965.8	3321.2	3388.5	3176.1	2396.6
77.5°	113.4	113.1	133.3	193.1	387.6	478.2	566.3	2484.0	2557.9	2527.2	1847.6
80°	78.1	77.5	91.8	133.3	293.4	484.0	437.8	1740.8	1763.2	1364.8	750.9
82.5°	47.8	48.3	60.0	94.1	199.7	435.6	413.3	949.2	924.9	382.8	187.6
85°	27.4	27.3	38.3	63.7	128.2	367.6	403.0	408.5	374.8	115.3	67.8
87.5°	9.9	10.6	20.5	35.3	73.5	256.0	342.0	212.5	191.5	52.1	30.7
90°	0.0	0.0	0.0	0.0	0.0	0.0	0.0	0.0	0.0	0.0	0.0



REPORT NUMBER: P385433
 CATALOG NUMBER: GWC-SA1A-727-U-SL2

CANDELA DISTRIBUTION (continued):

	90°	95°	105°	115°	125°	135°	145°	155°	165°	175°	180°
0°	933.7	933.7	933.7	933.7	933.7	933.7	933.7	933.7	933.7	933.7	933.7
2.5°	932.6	933.5	932.5	926.8	922.1	914.3	909.9	903.9	902.1	901.2	903.5
5°	936.1	936.4	928.1	913.3	896.7	877.2	863.1	845.8	837.6	834.1	836.3
7.5°	939.4	938.1	919.9	891.7	861.0	826.9	796.7	768.9	752.8	746.1	746.7
10°	939.8	934.4	905.3	861.5	814.0	764.0	717.6	674.8	647.8	630.2	635.5
12.5°	935.4	926.4	883.8	822.6	756.6	688.4	625.7	561.5	522.9	505.1	505.6
15°	932.0	915.7	857.3	776.7	688.0	597.8	512.1	436.7	395.6	377.3	368.7
17.5°	929.2	904.2	826.6	725.0	607.1	492.7	389.7	322.4	299.9	294.5	292.3
20°	925.3	891.9	792.4	665.2	514.9	375.0	284.6	251.3	251.5	257.7	258.5
22.5°	919.8	878.0	756.0	598.1	416.0	273.2	223.1	213.5	223.2	235.0	237.1
25°	911.6	861.5	715.5	523.9	317.2	210.0	190.5	190.1	201.9	214.3	216.2
27.5°	900.1	840.0	670.4	444.3	233.7	178.4	170.7	173.7	182.4	191.4	192.1
30°	884.6	815.0	620.8	360.3	183.2	158.9	158.0	160.7	166.1	172.4	173.0
32.5°	867.6	789.5	567.7	278.9	156.9	148.3	149.2	150.4	153.0	155.5	156.1
35°	852.1	763.5	513.4	211.9	144.4	141.4	140.9	140.6	140.9	140.0	140.2
37.5°	842.1	741.9	456.8	168.7	137.2	135.4	133.7	131.6	129.2	127.8	128.1
40°	838.5	725.9	399.5	145.8	131.3	130.0	126.8	122.3	119.5	118.6	118.6
42.5°	848.3	717.6	344.2	134.3	126.4	124.3	118.9	113.7	111.6	111.5	111.3
45°	878.4	721.0	291.6	127.9	121.9	117.8	110.8	106.4	105.0	105.3	105.1
47.5°	932.5	742.2	246.6	123.7	117.4	112.0	104.1	100.6	98.9	98.9	99.1
50°	1024.4	791.9	210.7	120.2	113.6	106.7	99.4	95.0	92.7	92.6	92.6
52.5°	1158.2	880.8	188.3	117.2	109.3	101.9	94.6	89.1	86.4	85.8	85.6
55°	1325.9	1008.3	182.1	115.3	103.7	96.7	88.8	83.3	80.4	79.1	78.9
57.5°	1513.5	1163.4	194.3	112.9	97.9	90.5	82.5	77.3	74.2	72.6	72.5
60°	1703.4	1332.7	244.3	109.5	93.2	83.7	76.0	71.2	68.1	66.4	66.1
62.5°	1893.5	1511.1	346.3	109.2	89.8	77.3	69.4	65.3	62.3	60.5	60.1
65°	2108.0	1706.5	462.3	116.7	88.7	71.3	62.6	59.4	56.9	55.2	55.0
67.5°	2354.2	1927.0	451.2	132.0	92.5	66.0	56.3	53.8	51.9	50.5	50.4
70°	2469.8	1892.5	280.5	142.8	97.8	60.8	50.2	48.4	47.0	46.0	45.6
71°	2421.4	1797.0	235.2	141.6	97.2	58.5	47.8	46.4	45.0	44.2	43.8
72.5°	2289.4	1638.8	196.2	131.7	90.9	54.5	44.8	43.3	42.1	41.1	40.8
75°	2054.4	1463.6	157.1	105.3	72.5	46.0	39.3	37.7	36.7	36.2	35.6
77.5°	1510.2	1044.5	121.4	83.2	53.3	37.6	33.5	32.4	31.4	30.5	30.1
80°	578.5	404.6	81.8	62.1	39.1	29.7	27.0	26.5	25.5	24.9	24.9
82.5°	155.8	120.9	43.6	37.6	26.2	21.7	20.7	20.4	19.6	18.4	18.6
85°	63.0	53.3	24.5	20.7	16.0	12.8	13.9	14.1	13.1	11.7	11.8
87.5°	27.7	22.7	13.7	9.1	7.0	4.9	6.3	6.3	5.8	4.8	4.4
90°	0.0	0.0	0.0	0.0	0.0	0.0	0.0	0.0	0.0	0.0	0.0

Signify Classified - Internal
Cooper Lighting Solutions Photometric Lab
1121 Highway 74 South
Peachtree City, GA 30269

Scaled Data Report



Report Generated By 670245982

Signify Classified - Internal
Cooper Lighting Solutions Photometric Lab
1121 Highway 74 South
Peachtree City, GA 30269

Scaled Data Report



Signify Classified - Internal
Cooper Lighting Solutions Photometric Lab
1121 Highway 74 South
Peachtree City, GA 30269

Scaled Data Report



Signify Classified - Internal
Cooper Lighting Solutions Photometric Lab
1121 Highway 74 South
Peachtree City, GA 30269

Scaled Data Report



Signify Classified - Internal
Cooper Lighting Solutions Photometric Lab
1121 Highway 74 South
Peachtree City, GA 30269

Scaled Data Report



--- HS — SS

Signify Classified - Internal
Cooper Lighting Solutions Photometric Lab
1121 Highway 74 South
Peachtree City, GA 30269

Scaled Data Report



u

Signify Classified - Internal
Cooper Lighting Solutions Photometric Lab
1121 Highway 74 South
Peachtree City, GA 30269

Scaled Data Report



Signify Classified - Internal
Cooper Lighting Solutions Photometric Lab
1121 Highway 74 South
Peachtree City, GA 30269

Scaled Data Report



(END OF REPORT)